

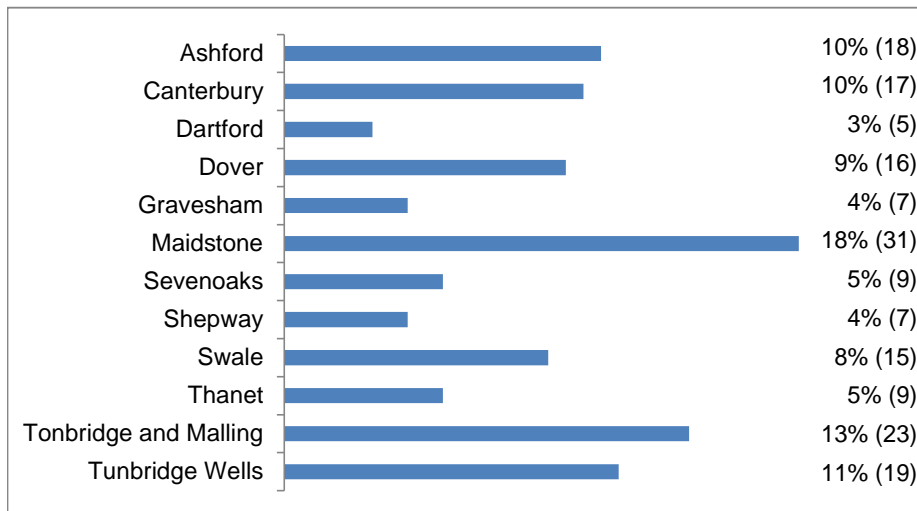
# School Funding Formula Consultation

## Summary of Responses

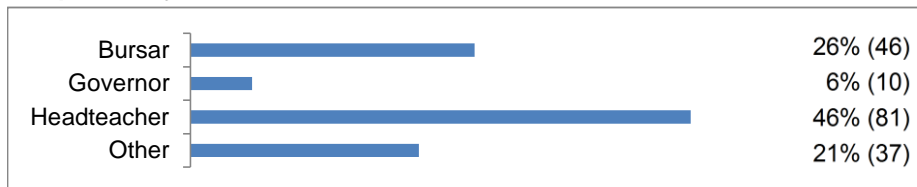
### Number of Responses

Primary	112		
Secondary	60	Selective	31
Special	5	Non Selective	29
<b>Total</b>	<b>177</b>	<b>Total Secondary</b>	<b>60</b>

### Responses by District

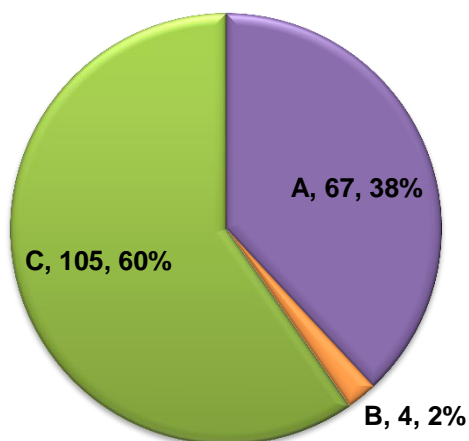


### Responses by Role



### Q2. General direction of travel

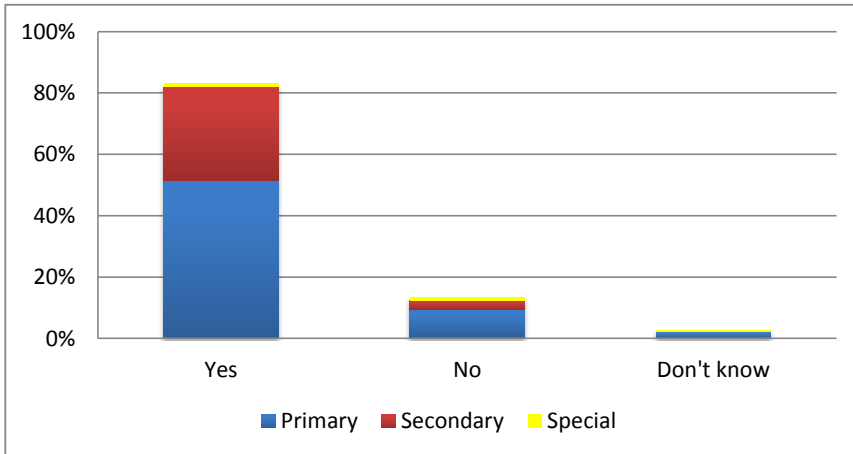
- A) Aim to replicate the NFF as soon as possible
- B) Continue to prioritise local circumstances and priorities
- C) Take steps towards the NFF, and also take into consideration local circumstances



## Removal of Existing Factor

### Q3. Removal of the Looked After Children (LAC) factor

Should we look to remove the LAC factor (Looked After Children) from our local funding formula from 1 April 2018 as the Pupil Premium Plus rate has increased?

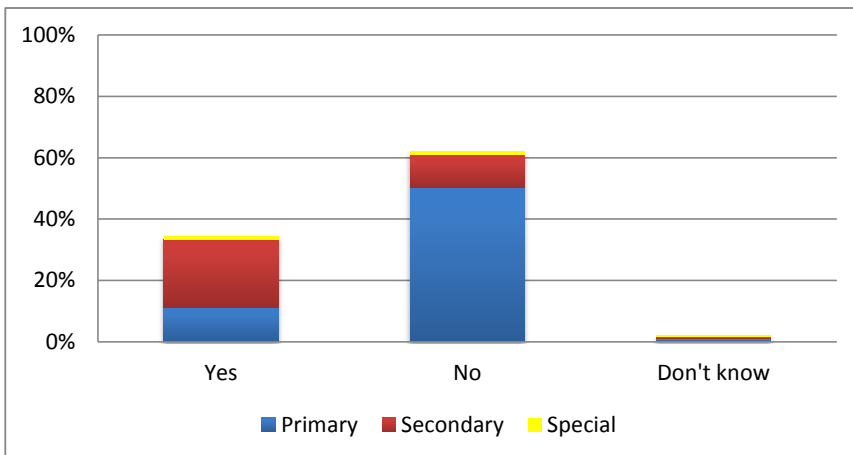


	Yes	No	Don't Know
Primary	91	17	4
Secondary	54	5	0
Special	2	2	1
Total	147	24	5

	Yes	No	Don't Know
Primary	52%	10%	2%
Secondary	31%	3%	0%
Special	1%	1%	1%
Total	84%	14%	3%

## Reduction to Existing Rates and Protection

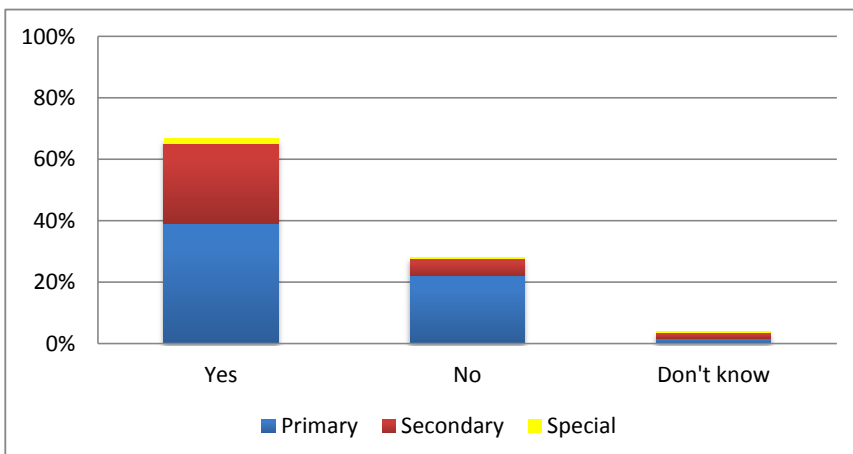
Q4 a) Should we lower the lump sum from £120,000 to £110,000 in line with the NFF rate?



	Yes	No	Don't Know
Primary	20	89	2
Secondary	39	19	1
Special	2	2	1
Total	61	110	4

	Yes	No	Don't Know
Primary	11%	51%	1%
Secondary	22%	11%	1%
Special	1%	1%	1%
Total	35%	63%	2%

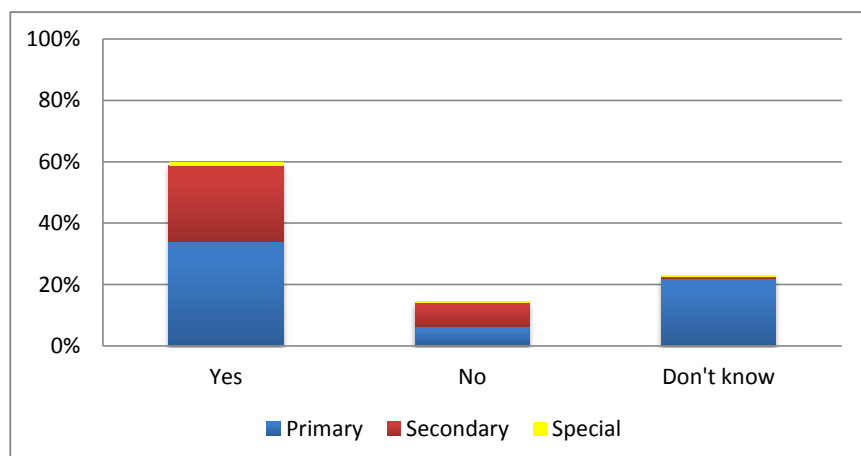
Q4 b) Should we lower the English as an Additional Language rate for eligible primary pupils from £885 to £515 so that it is in line with the NFF rate?



	Yes	No	Don't Know
Primary	69	39	3
Secondary	46	10	3
Special	3	1	1
Total	118	50	7

	Yes	No	Don't Know
Primary	39%	22%	2%
Secondary	26%	6%	2%
Special	2%	1%	1%
Total	67%	28%	4%

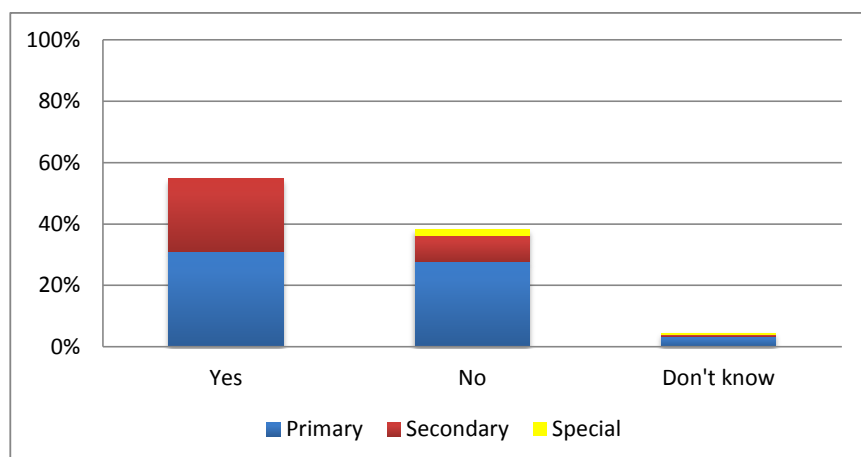
Q4 c) Should we lower the English as an Additional Language rate for eligible secondary pupils from £3,344 to £1,385 so that it is in line with the NFF rate?



	Yes	No	Don't Know
Primary	60	11	39
Secondary	44	14	1
Special	2	1	1
Total	106	26	41

	Yes	No	Don't Know
Primary	34%	6%	22%
Secondary	25%	8%	1%
Special	1%	1%	1%
Total	60%	15%	23%

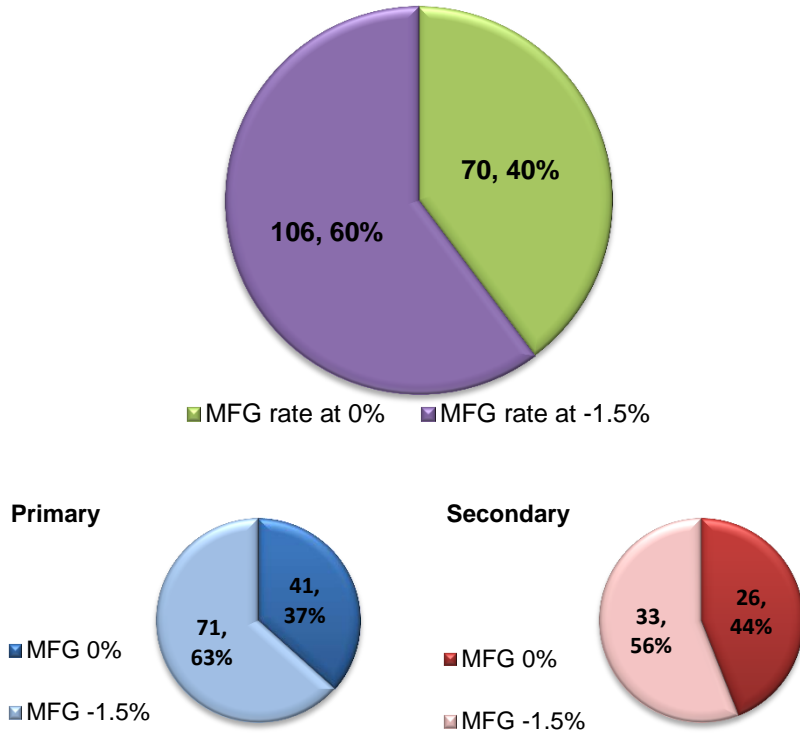
Q4 d) Should we lower the majority of IDACI rates (Income Deprivation Affecting Children Index) for eligible primary and secondary pupils so that they are in line with the NFF rates?



	Yes	No	Don't Know
Primary	55	49	6
Secondary	42	15	1
Special	0	4	1
Total	97	68	8

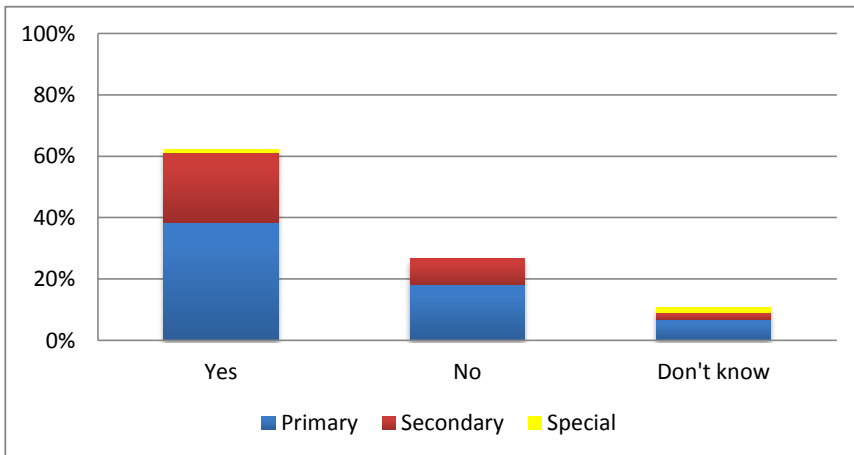
	Yes	No	Don't Know
Primary	31%	28%	3%
Secondary	24%	9%	1%
Special	0%	2%	1%
Total	55%	39%	5%

Q5. Please tell us which of the following approaches you prefer for the Minimum Funding Guarantee (MFG):



**New Factors**

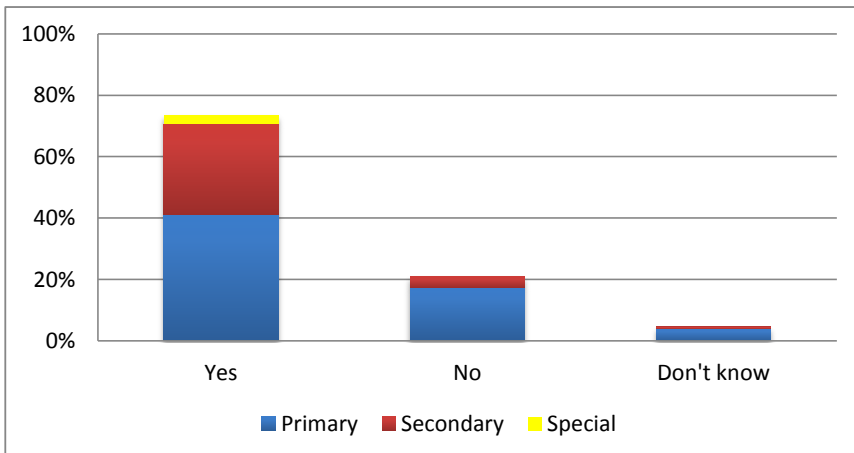
Q6. Do you support the introduction of the sparsity factor into the Kent local funding formula from 1 April 2018?



	Yes	No	Don't Know
Primary	68	32	12
Secondary	40	15	4
Special	2	0	3
Total	110	47	19

	Yes	No	Don't Know
Primary	39%	18%	7%
Secondary	23%	9%	2%
Special	1%	0%	2%
Total	63%	27%	11%

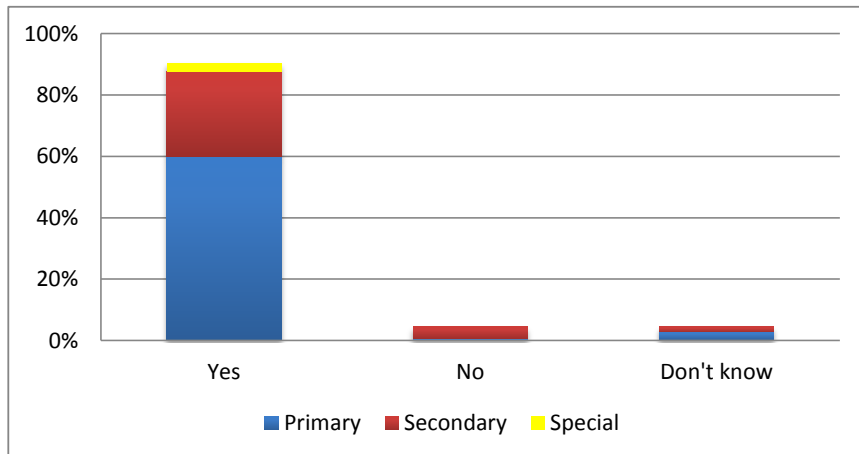
Q7. Should we introduce the Ever 6 Free School Meals (FSM) factor within our local formula?



	Yes	No	Don't Know
Primary	73	31	7
Secondary	52	6	1
Special	5	0	0
Total	130	37	8

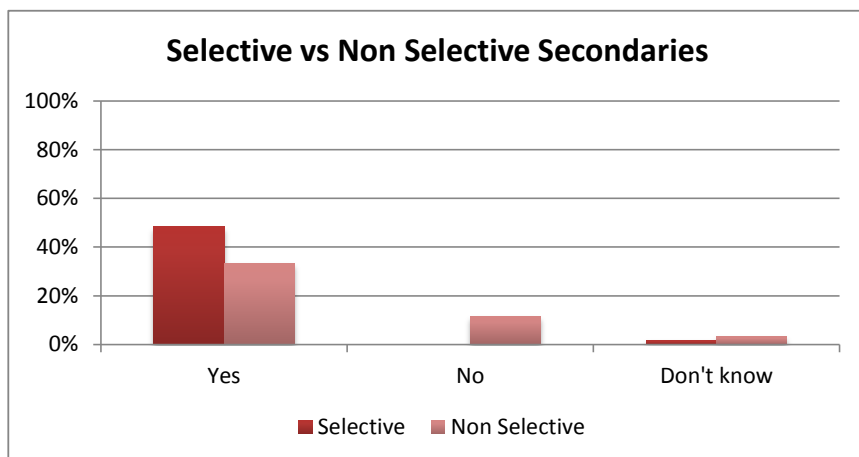
	Yes	No	Don't Know
Primary	41%	18%	4%
Secondary	30%	3%	1%
Special	3%	0%	0%
Total	74%	21%	5%

Q8. Do you support the introduction of Minimum Funding Levels (MFLs) for Primary and Secondary schools?



	Yes	No	Don't Know
Primary	106	1	5
Secondary	49	7	3
Special	5	0	0
Total	160	8	8

	Yes	No	Don't Know
Primary	60%	1%	3%
Secondary	28%	4%	2%
Special	3%	0%	0%
Total	91%	5%	5%

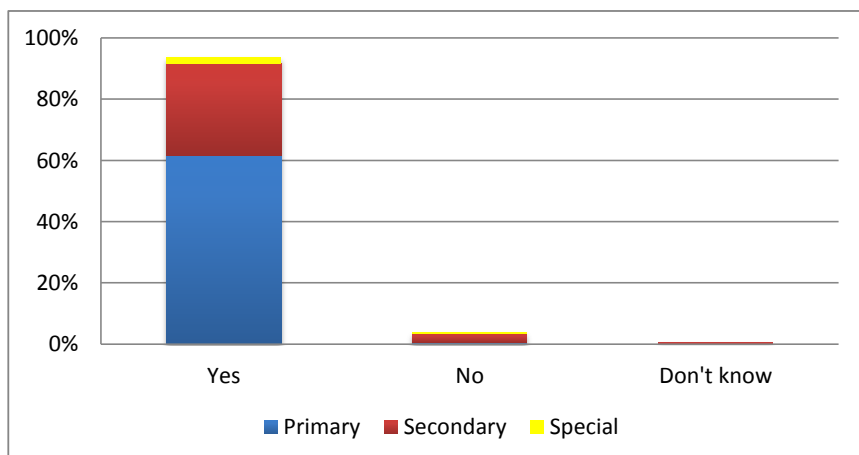


	Yes	No	Don't Know
Selective	29	0	1
Non-Selective	20	7	2
Total	49	7	3

	Yes	No	Don't Know
Primary	49%	0%	2%
Non-Selective	34%	12%	3%
Total	83%	12%	5%

### Increase to Existing Funding Rates

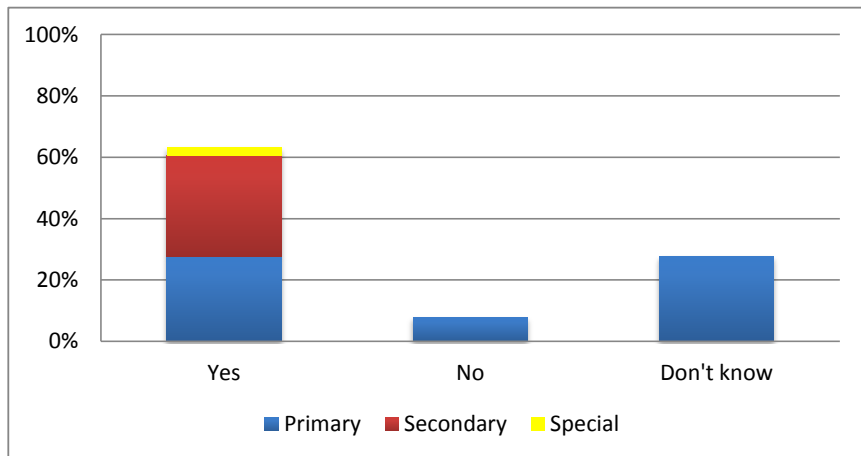
Q9 a) Should we look to increase the Primary Basic Entitlement rate by £7 per pupil (from £2,740 to £2,747) so that it is in line with the NFF rate?



	Yes	No	Don't Know
Primary	109	1	0
Secondary	53	5	1
Special	4	1	0
Total	166	7	1

	Yes	No	Don't Know
Primary	62%	1%	0%
Secondary	30%	3%	1%
Special	2%	1%	0%
Total	94%	4%	1%

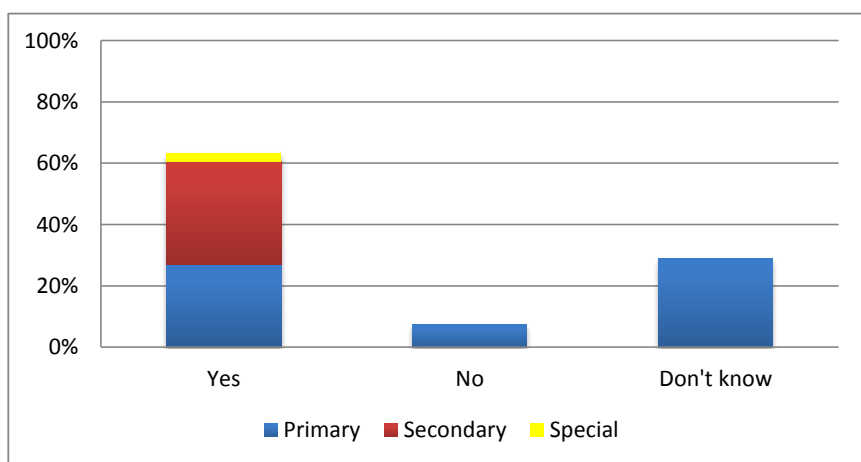
Q9 b) Should we look to increase the Key Stage 3 Basic Entitlement rate by £60 per pupil (from £3,803 to £3,863) so that it is in line with the NFF rate?



	Yes	No	Don't Know
Primary	49	14	49
Secondary	58	0	0
Special	5	0	0
Total	112	14	49

	Yes	No	Don't Know
Primary	28%	8%	28%
Secondary	33%	0%	0%
Special	3%	0%	0%
Total	64%	8%	28%

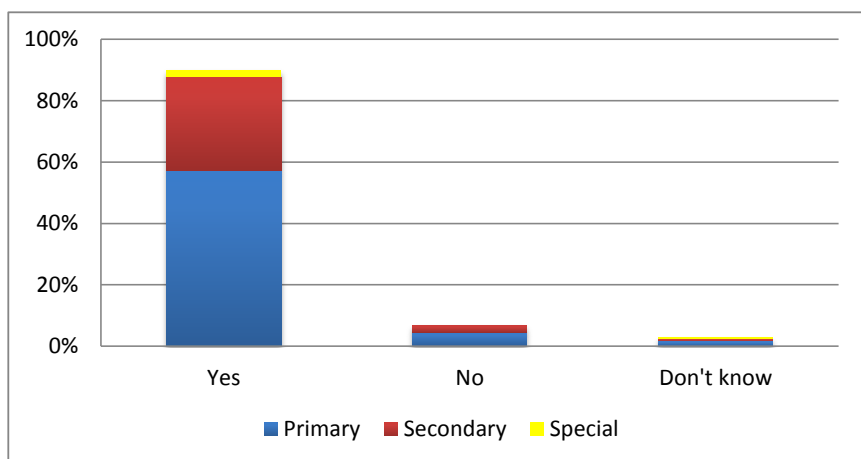
Q9 c) Should we look to increase the Key Stage 4 Basic Entitlement rate by £213 per pupil (from £4,173 to £4,386) so that it is in line with the NFF rate?



	Yes	No	Don't Know
Primary	48	13	51
Secondary	59	0	0
Special	5	0	0
Total	112	13	51

	Yes	No	Don't Know
Primary	27%	7%	29%
Secondary	34%	0%	0%
Special	3%	0%	0%
Total	64%	7%	29%

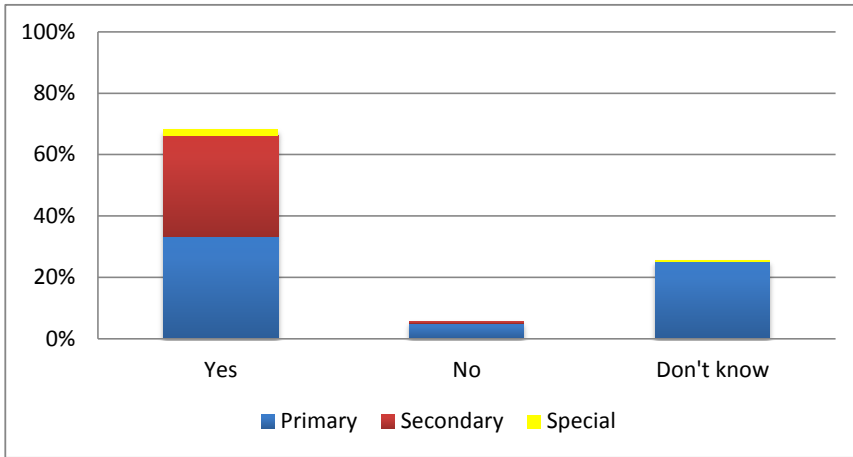
Q9 d) Should we look to increase the current eligibility for Free School Meals factor rate for eligible Primary pupils from £359 to £440 so that it is in line with the NFF rate?



	Yes	No	Don't Know
Primary	101	8	3
Secondary	54	4	1
Special	4	0	1
Total	159	12	5

	Yes	No	Don't Know
Primary	57%	5%	2%
Secondary	31%	2%	1%
Special	2%	0%	1%
Total	90%	7%	3%

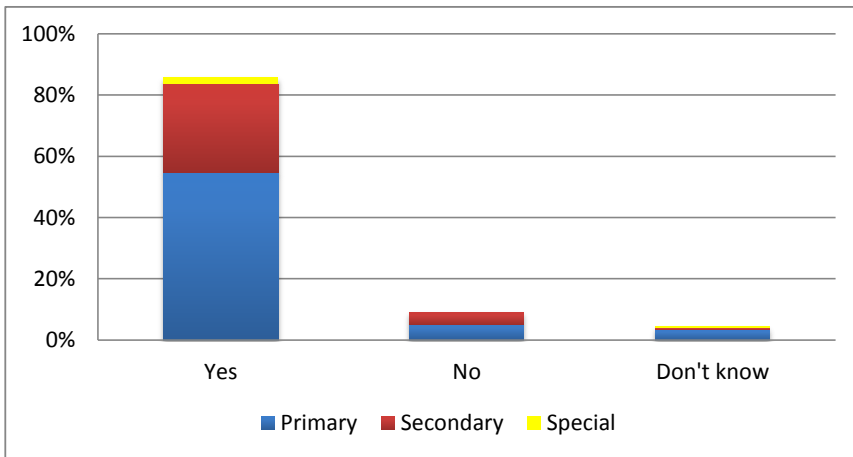
Q9 e) Should we look to increase the current eligibility for Free School Meals factor rate for eligible Secondary pupils from £334 to £440 so that it is in line with the NFF rate?



	Yes	No	Don't Know
Primary	59	9	44
Secondary	58	1	0
Special	4	0	1
Total	121	10	45

	Yes	No	Don't Know
Primary	34%	5%	25%
Secondary	33%	1%	0%
Special	2%	0%	1%
Total	69%	6%	26%

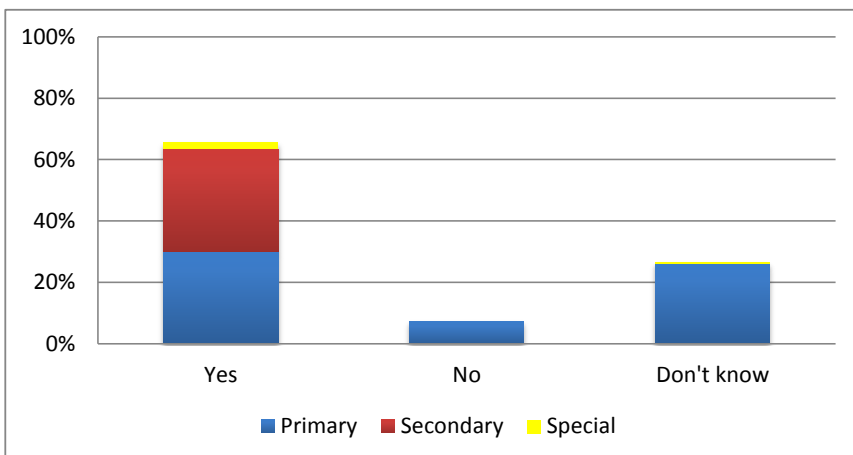
Q9 f) Should we look to increase the low prior attainment rate for eligible Primary pupils from £729 to £1,050, so that it is in line with the NFF rate?



	Yes	No	Don't Know
Primary	97	9	6
Secondary	51	7	1
Special	4	0	1
Total	152	16	8

	Yes	No	Don't Know
Primary	55%	5%	3%
Secondary	29%	4%	1%
Special	2%	0%	1%
Total	86%	9%	5%

Q9 g) Should we look to increase the low prior attainment rate for eligible Secondary pupils from £863 to £1,550, so that it is in line with the NFF rate?

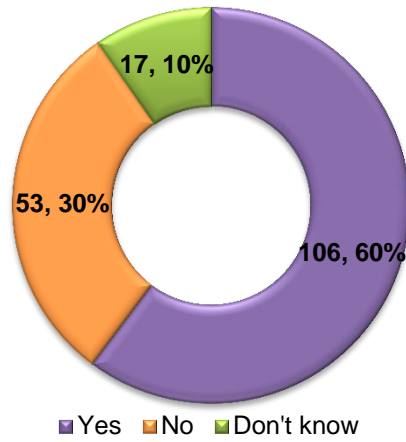


	Yes	No	Don't Know
Primary	53	13	46
Secondary	59	0	0
Special	4	0	1
Total	116	13	47

	Yes	No	Don't Know
Primary	30%	7%	26%
Secondary	34%	0%	0%
Special	2%	0%	1%
Total	66%	7%	27%

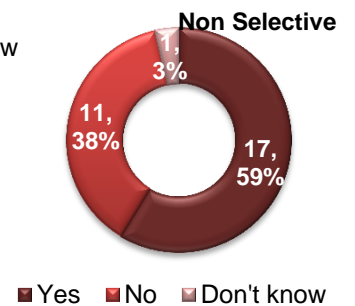
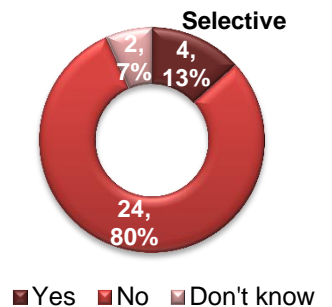
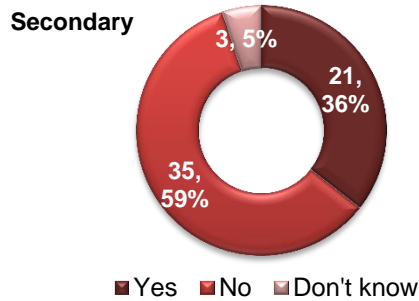
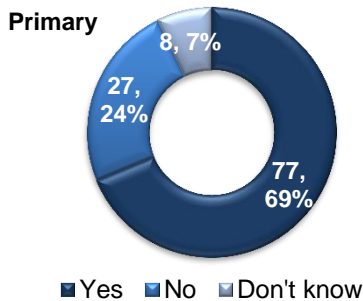
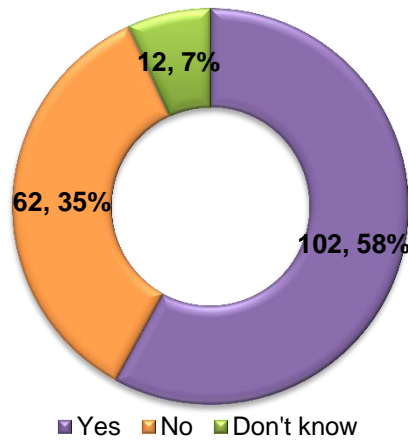
### Pupil Growth

Q10. Do you support the proposal to increase the amount of funding available for pupil growth budget by a further £2m for 2018-19 so that the current reorganisation funding rates can be sustained?



### Transfer of Funding From the Schools Block to the High Needs Block

Q11. Do you support the transfer of 0.5% (approximately £4.3m) from the Schools block to the High Needs block?





## Prioritisation

Q12. Following on from the questions above respondents were asked to then rank their top 5 proposals.

Proposal	Total	Primary	Secondary
Introduce Minimum Funding Levels	1	3	3
Introduce the Ever 6 Free School Meals (FSM) factor	2	4	4
Transfer 0.5% to the High Needs block	3	1	14
Increase Primary Basic Entitlement rate by £7 per pupil	4	2	9
Set the Minimum Funding Guarantee (MFG) rate at -1.5%	5	6	6
Increase the low prior attainment rate from £729 to £1,050	6	5	13
Increase Key Stage 4 Basic Entitlement rate by £213 per pupil	7	15	1
Lower the lump sum from £120,000 to £110,000	8	8	10
Set the Minimum Funding Guarantee (MFG) rate at 0%	9	9	11
Increase Free School Meals factor rate from £359 to £440	10	7	17
Increase Key Stage 3 Basic Entitlement rate by £60 per pupil	11	19	2
Remove the LAC factor	12	10	8
Increase pupil growth budget by a further £2m	13	12	12
Increase the low prior attainment rate from £863 to £1,550	14	17	5
Lower the majority of IDACI rates	15	11	18
Introduce sparsity factor	16	13	16
Increase Free School Meals factor rate from £334 to £440	17	18	7
Lower the English as an Additional Language rate from £885 to £515	18	14	19
Lower the English as an Additional Language rate from £3,344 to £1,385	19	16	15